



BLUE MOUNTAINS PHOTOGRAPHY GROUP



Image of the year
2009. Serene
Green by Dot
Radley

Upcoming events

- Feb 8th: Open and Theme "Masonic Hall" images: Judges Len Brown, Dave Glazebrook and Dot Radley
- Feb 22nd: Reflection on the journey and style of 3 local photographers: Mike Dingley, John Skarrett and Dot Radley.

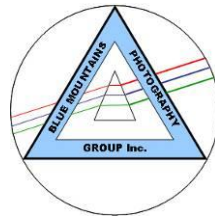
Welcome back to a new year!

As 2010 begins, we have a whole new programme of events to cater for all tastes and level of photographers.

The committee has some exciting lectures and workshops planned. For those who love to be challenged, Des Crawley will be talking to us about making a portfolio this year. He will guide us on our way, and come back later in the year to see how we did. This is a great experience and a very

valuable one for extending our knowledge and our craft. I encourage everyone to be involved in this project.

The programme is available online www.bmpg.com.au or in print at the first meeting.



Membership Fees Due

As the New Year begins, so does our membership. So it's time again for renewing our membership fees.

Membership forms can be found on our website, or you can pick up one at our meetings.

\$40 for senior members and \$20 for junior members.

Please pay your money to Leonie by Feb 28th 2010.

**"A good
photograph is
knowing
where to
stand."
Ansel Adams**



Member's Choice
Image of the Year
2009: Passion fruit
flower, Robyn Cook



Mason icon from Springwood Masonic Hall 2009

Masonic Hall Theme

The first theme for our exhibitions will be the Masonic Hall. Last year, the Masons allowed members access to their inner sanctum. Members were given permission to photograph some of their icons and symbols before the demolition of the hall begins.

The theme night will allow those members to show their images. The judges will select the best three images.

Member's who have images of the hall will be asked to also bring all their images on cd or thumb drive so that further selections can be made for a book on the hall. A copy of this book will be given to the Masons, one for Springwood Library archives and one for our club history.

Any further questions regarding this can be directed to Ted Szafranec.

Exhibition night: Feb 8th 2010.



Creative Challenge One.

This section will consist of a creative challenge for each month to help members to improve their craft. For others, it may just be fun to try something new.

I ask those trying these challenges to send me their best image via email before the end of the month. I will select one or more to publish in the next newsletter.

Challenge ONE. GET CLOSER

Pick a subject. It can be anything you like. A park, your dog, your partner, a flower.


Take a photograph. Now get closer. First, physically. Use the two legs you have and get in close. Take a second photo.

Now using a different lens if you have one (macro, telephoto or zoom in) take another shot. Play with the composition. Do something different.

Now get closer again....not physically this time, but mentally. Get to know your subject better. What makes this subject unique? Try to capture that in your image.

Due end of Feb to austhart@tpg.com.au

GOOD LUCK AND ENJOY!!!!



Water droplet.

**Blue Mountain
Photography Group
contacts:**

The Secretary

BMPG

P.O. Box 352

Springwood 2777

Phone:

(02)47513730

info@bmpg.com.au

Or

The Editor

Dot Radley

austhart@tpg.com.au

(02)47541113

0418 897536

Web Site:

www.bmpg.com.au

*Learning is a
lifelong
process.*

PHOTOGRAPHY INFORMATION

BMPG LIBRARY:

There are a wide variety of books available in our BMPG library. There will also be copies of CD-ROM's on digital photography available early in the year. All these can be borrowed at no cost to members. Because we have just moved to our new venue the library is still in the process of being moved and will hopefully be available by the end of Feb. See Dot to discuss how to access.

USEFUL WEBSITES:

<http://www.photocompetitions.com/>
links to current photography competitions

<http://1x.com/>
An awesome website of photographs selected by the panel for showing...thanks Shirley Steel.

<http://www.craftandvision.com/>
E books by David duChemin. Very affordable and inspiring.


<http://www.dpreview.com/>
A site for reviews on cameras, lenses, etc

<http://www.joseflebovicgallery.com/Catalogue/Archive/Cat-119-2006/Pages/main119.html>
Josef Lebovic Gallery of International and Australian photography

<http://www.usa.canon.com/dlc/controller?act=TipsAndTechsAct>
Tips and Techniques on the Canon website

*Do you have an article or
information for the newsletter?*

*See Dot or email at
austhart@tpg.com.au*



*“The Farmers” by Dot Radley
A finalist in the Aussie Vault competition
in 2009.*

*See the website:
<http://www.aussievault.com.au/in-the-vault/campaign-detail.aspx?c=8>*

USEFUL EQUIPMENT

The Wimberley Plamp (thanks Anne Baker)



One end of the Plamp clamps to your tripod while the other grasps the object. Use the Plamp to stabilize windblown subjects, adjust the position or angle of your subject, or move obstructing foliage. You can also use the Plamp to hold reflectors and lens shades. One day in the field with a Plamp and you will begin to realize its full potential.



Average Price: \$37 US

Available from Cameras direct Qld: \$57